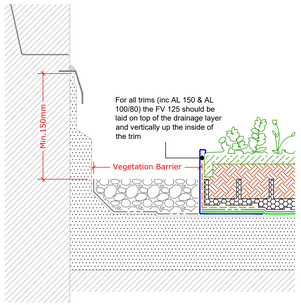

Upstand
(Drg.No: D0901/03-00W_5Deg+_201-ExtInt-S-RB_001)

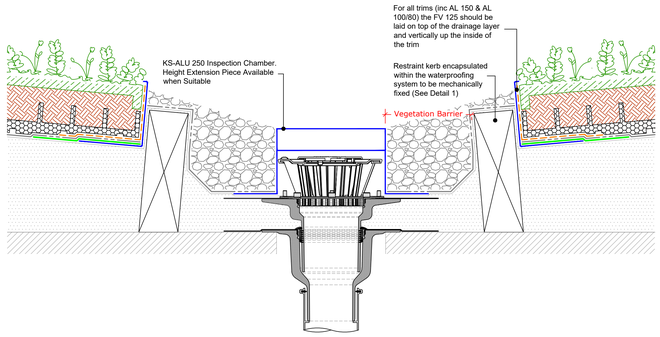

Bauder Outlet - Compact
(Drg.No: D0901/03-00W_5Deg+_006-ExtInt-S-RB_001)

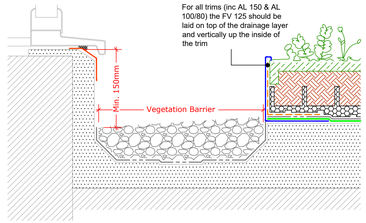

Internal Gutter to Clerestory Window
(Drg.No: D0901/03-00W_5Deg+_206-ExtInt-S-RB_003)

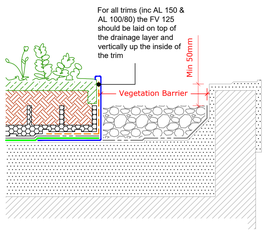

Perimeter Kerb - SUB-EM UK Only
(Drg.No: D0901/03-00W_5Deg+_002-ExtInt-S-RB_001)

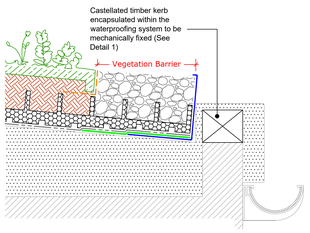

External Gutter - SUB-EM UK Only
(Drg.No: D0901/03-00W_5Deg+_006-ExtInt-S-RB_005)

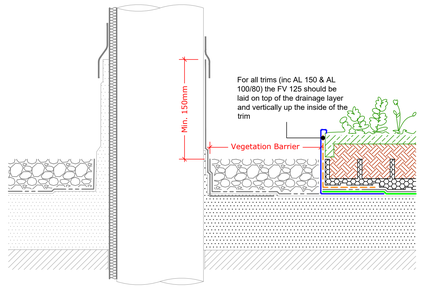

Upstand to Hot Flue or Cold Pipe
(Drg.No: D0901/03-00W_5Deg+_007-ExtInt-S-RB_002)

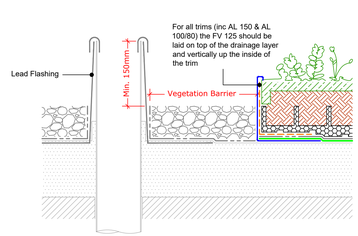

Soil Vent Pipe
(Drg.No: D0901/03-00W_0-4Deg_007-ExtInt-S-RB_001)

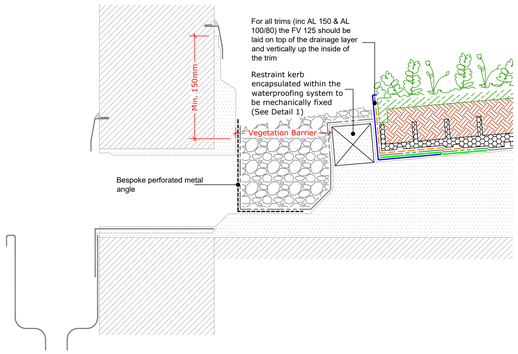

Upstand - Lead Chute
(Drg.No: D0901/03-00W_5Deg+_206-ExtInt-S-RB_002)

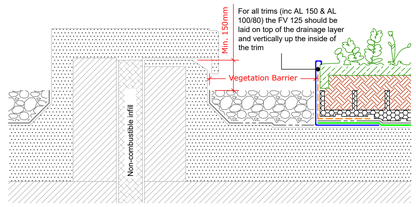

Twin Kerb Expansion Joint
(Drg.No: D0901/03-00W_5Deg+_204-ExtInt-S-RB_001)

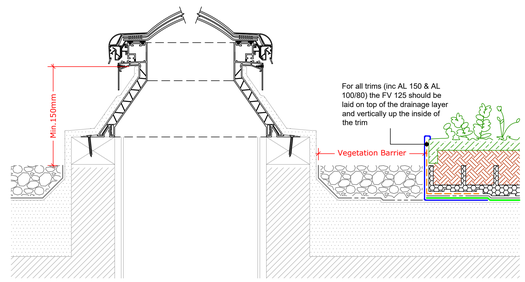

Upstand to Bauder Rooflight - Euroglaze
(Drg.No: D0901/03-00W_5Deg+_008-ExtInt-S-RB_001)

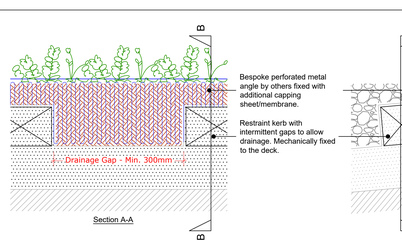

DETAIL 1 - Drainage Layer Restraint Kerb (Roof slope 5°+)
A parapet wall or restraint kerb must be provided to support the water storage / drainage board at the base of the slope. This should be included within the deck construction and reference made within the waterproofing specification also. This in turn will restrain and stabilise the landscaping against imposed shear load forces.
Refer to the specification for intermittent drainage gap spacing.

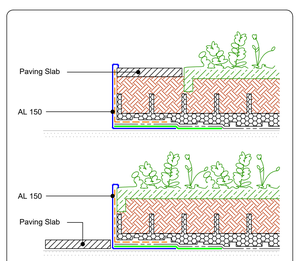

Edge Detail for Slopes 10°+
Where the roof slope is greater than 10°, paving slabs must be used instead of the pebble vegetation barrier. Paving slabs can also be used where the vegetation barrier is undesirable.

Vegetation Termination Detail

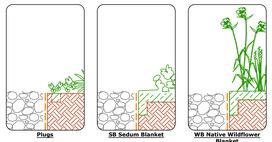

All vegetation blankets must be folded 90° at the junction with the vegetation barrier.

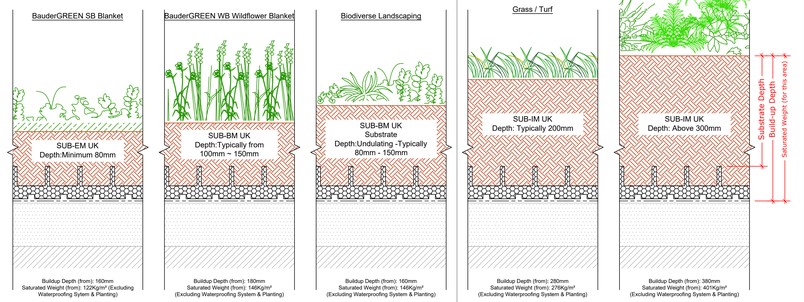

Extensive Soft Landscaping

Intensive Soft Landscaping

Substrate Based Landscape Options
(Heights and weight loadings may vary, allowance must be made for any fully established planting / vegetation and landscaping)

Key



(Vegetation type is indicative only. Refer to the specification for the correct vegetation to be Used)

SUB-EM UK Extensive Substrate / SUB-IM UK Intensive Substrate / SUB-BM UK Biodiverse Substrate

WSP 50 Reservoir Board

FV 125 100 / 200 Filter Fleece - 1m / 2m Roll

FSM600 Protection Mat

Additional Bauder Capping Sheet / Membrane to secure the metal trim (Refer to the Specification for the correct option)

Bauder Waterproofing System. (Refer to the specific Bauder waterproofing details drawings for further information)

Deck / Substrate

Vegetation Barrier - **Minimum depth 75mm & 500mm wide for most details, as per GRO Code. Refer to GRO Code if required.**

AL150 Edge / Drainage trim. Secured in place by separate pieces of torch applied Bauder Plan-E Capping Sheet. For vegetation/substrate build-up depths greater than 150mm, a bespoke perforated edge/drainage trim is required.

IMPORTANT NOTE!
This drawing shows alternative details. For the correct solution to be used, refer to the project specific specification.

IMPORTANT NOTES:
1. This detail is suitable for the following Bauder Systems: **Bauder Total Roof System, Bauderflex, Airtech, Bauder Thermoplan, Bauder Thermofol, Bauder Hotmelt, Bauder Liquiteq, Bauder Liquiflex, Bauder Liquiflex/TOP, Bauder Total Green Roof System, Bauderflex Green.**
2. Do not scale to ascertain dimensions.
3. All dimensions are in Millimetres and are to be checked and verified on site prior to commencement of work.
4. This drawing is to be read in conjunction with the specification and associated documents.
5. This detail is a guideline only, representing typical detailing conditions and illustrate the correct application of the above Bauder System. It may be necessary to modify this detail to suit specific project design constraints and conditions.
6. **Refer to the Bauder Specification for the deck type, product description and method of application. For clarity the method of attachment has not been shown.**
7. Provision should be made by the installer for mechanically fixing the top leading edge of all upstand details in excess of 250mm in height using appropriate fasteners.

BAUDER
making roofs secure.

UK OFFICE
Bauder Limited
70 Landseer Road, Ipswich, Suffolk IP3 0DH, England.
Tel: +44 (0)1473 257671
Email: technical@bauder.co.uk
bauder.co.uk

IRELAND OFFICE
Bauder Limited
5th Floor, Block D, Iveagh Court, Harcourt Road, Dublin 2. D02 VH94 Ireland.
Email: technical@bauder.ie
bauder.ie

Extensive/Intensive Green Roof System (Slope 5°+)

Scale:	Drawing Number:	Rev:
1:5 @ A0	D0901/03-00W_5Deg+_200-ExtInt-S-RB_001	C

Drawn By:	Checked By:	Approved By:	Date:
ASH	JO	DS	30/09/2026

© Copyright. This drawing is subject to copyright. No part of this document may be reproduced in any form, without the permission of BAUDER LTD.