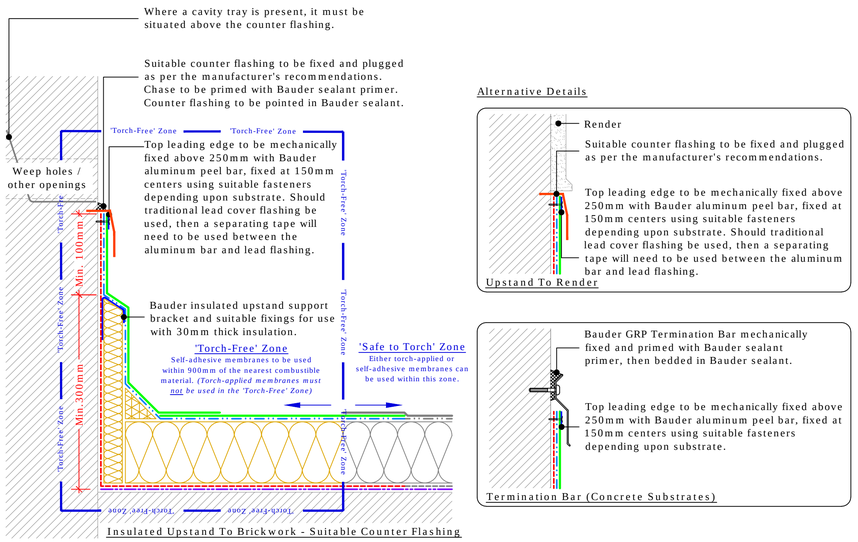

Torch-Free Insulated Upstand

(Drg.No: D0000-00W_201-001TF)

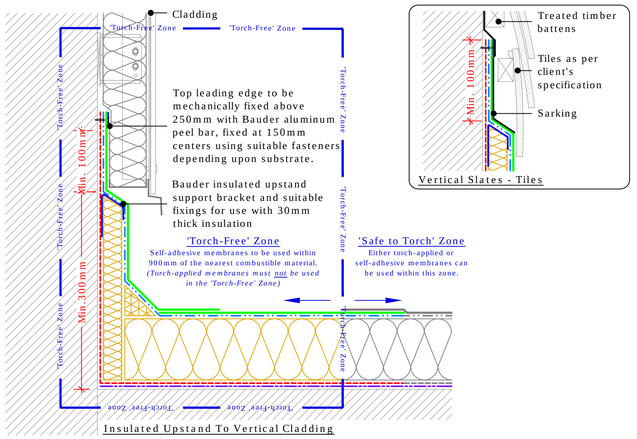

Torch-Free Insulated Upstand To Vertical Cladding Or Slates / tiles

(Drg.No: D0000-00W_201-002TF)

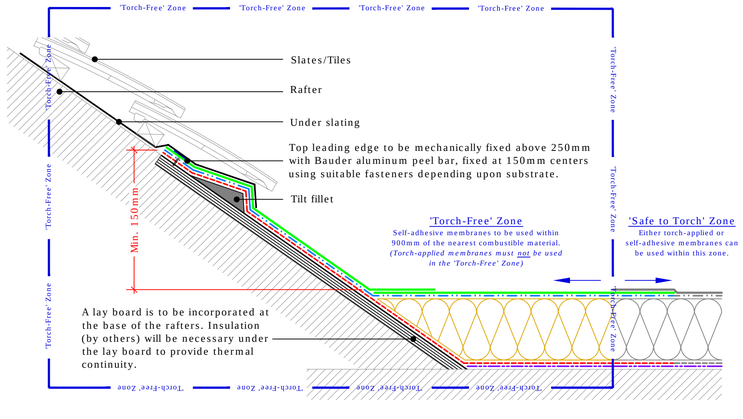

Torch-Free Upstand To Pitched Roof

(Drg.No: D0000-00W_001-004TF)

Torch-Free Internal Gutter To Clerestory Window

(Drg.No: D0000-00W_206-004TF)

Torch-Free Insulated Upstand To Lead Chute

(Drg.No: D0000-00W_206-002TF)

Torch-Free Insulated Upstand To Builder's Kerb

(Drg.No: D0000-00W_202-001TF)

Torch-Free Insulated Upstand To Existing Low Eaves

(Drg.No: D0000-00W_201-005TF)

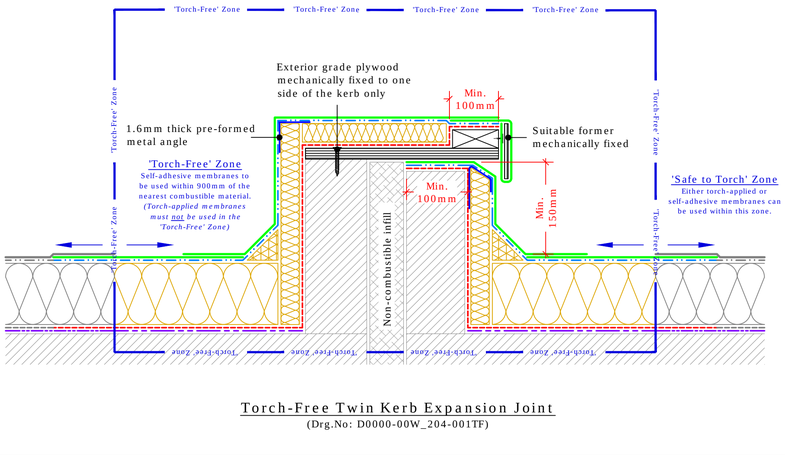

Torch-Free Twin Kerb Expansion Joint

(Drg.No: D0000-00W_204-001TF)

Key

- Bauder Self-Adhesive Capping Sheet
- Bauder Torch Applied or Self-Adhesive Capping Sheet
- Bauder Self-Adhesive Underlayer
- Bauder Torch Applied or Self-Adhesive Underlayer
- Bauder Insulation
- Bauder Self-Adhesive Vapour Control Layer
- Bauder Torch Applied or Self-Adhesive Vapour Control Layer
- Bauder Random Nailed Layer used on TIMBER BOARDED DECKS ONLY
- Deck / Substrate
- 1.6mm thick pre-formed metal angle

IMPORTANT NOTE:
Bauder Multi Purpose Primer to be used in all 'Torch-Free' Zones

IMPORTANT NOTES:

1. This detail is suitable for the following Bauder Systems: Bauder Total Roof System, Bauder Total Green Roof System Bauderflex, Bauderflex Green Airtech
2. Do not scale to ascertain dimensions.
3. All dimensions to be checked and verified on site prior to commencement of work.
4. This drawing is to be read in conjunction with the specification and associated drawings.
5. This detail is a guideline only, representing typical detailing conditions and illustrate the correct application of the above Bauder System. It may be necessary to modify this detail to suit specific project design constraints and conditions.
6. Refer to the Bauder Specification for the product description and method of application. For clarity the method of attachment has not been shown.
7. Provision should be made by the installer for mechanically fixing the top leading edge of all upstand details using appropriate fasteners.

UK OFFICE
Bauder Limited
70 Landseer Road, Ipswich,
Suffolk IP3 0DH,
England.
Tel: +44 (0)1473 257671
Fax: +44 (0)1473 230761
Email: technical@bauder.co.uk
bauder.co.uk

IRELAND OFFICE
Bauder Limited
O'Duffy Centre, Cross Lane,
Carrickmacross, Co. Monaghan,
Ireland.
Tel: +353 (0)42 9692 333
Fax: +353 (0)42 9692 839
Email: technical@bauder.ie
bauder.ie

'TORCH-FREE' BITUMINOUS DETAILS (Insulated Upstands)

Scale:	Drawing Number:	Rev:
1:5 @A1	D0000-00W_200-001TF	B

Drawn By:	Checked By:	Approved By:	Date:
CD	PH	RC	27.07.21

© Copyright:- This drawing is subject to copyright. No part of this document may be reproduced in any form, without the permission of BAUDER LTD.