

Insulated Upstands - Upstand To Brickwork - Suitable Flashing
(Drg.No: D0700-00I_201-001)

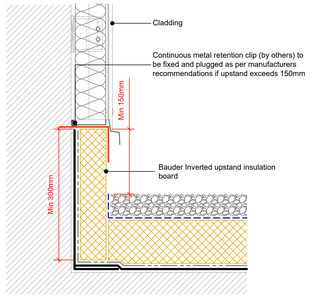

Insulated Upstands - Upstand To Vertical Cladding
(Drg.No: D0700-00I_201-002)

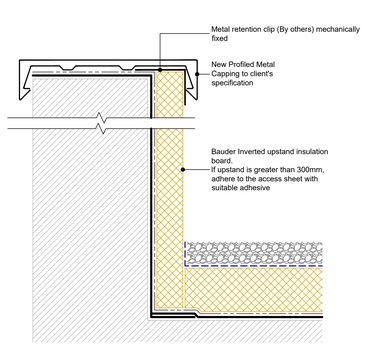

Insulated Upstands - Parapet Upstand Options
(Drg.No: D0700-00I_203-001)

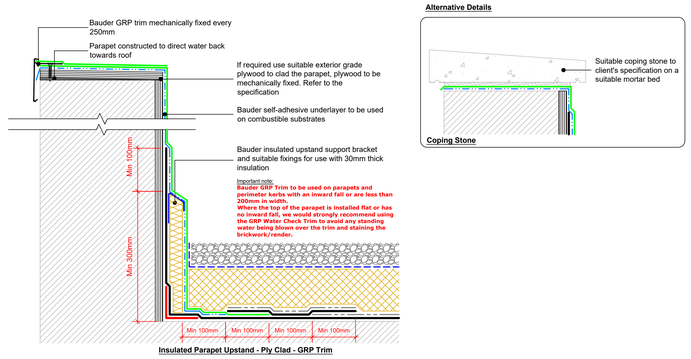

Insulated Upstands - Warm Roof Parapet Upstand - Ply Clad Options
(Drg.No: D0700-00I_203-004)

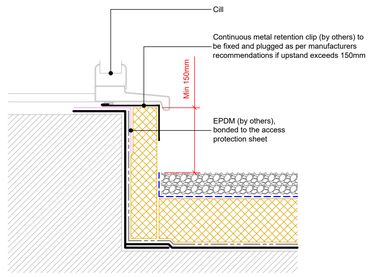

Insulated Upstands - Upstand To Raised Cills
(Drg.No: D0700-00I_201-003)

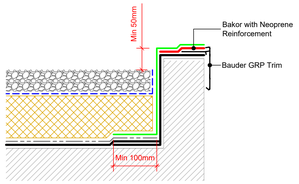

Perimeter Kerb - GRP Trim
(Drg.No: D0700-00I_002-001)

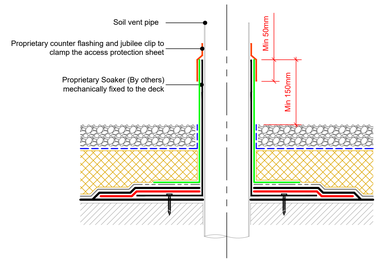

Upstand - Soil Vent Pipe
(Drg.No: D0700-00I_007-001)

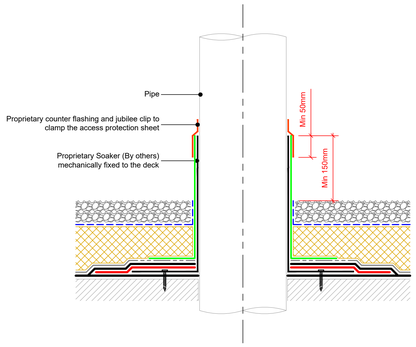

Upstand To Cold Pipe
(Drg.No: D0700-00I_007-003)

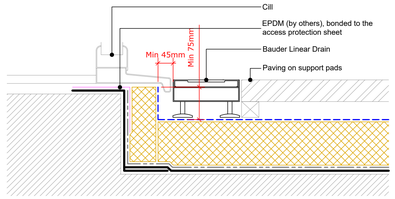

Insulated Upstands - Level Threshold
(Drg.No: D0700-00I_201-004)

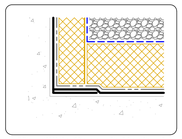

Monolithic Concrete Upstand
No Movement Expected

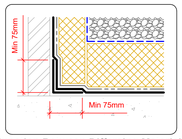

Junction Between Differeing Materials
Minimal Movement Expected
(Brickwork Upstand/Concrete Deck)

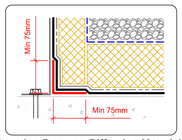

Junction Between Differeing Materials
Movement Expected
(Metal-Plywood Upstands /Concrete Deck)

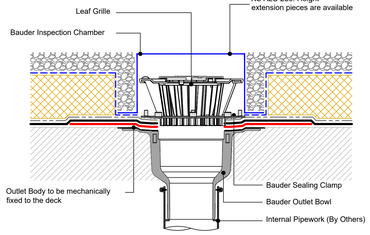

Bauder Outlet - Compact
(Drg.No: D0700-00I_006-001)

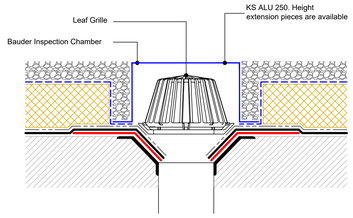

Outlet - By Others
(Drg.No: D0700-00I_006-008)

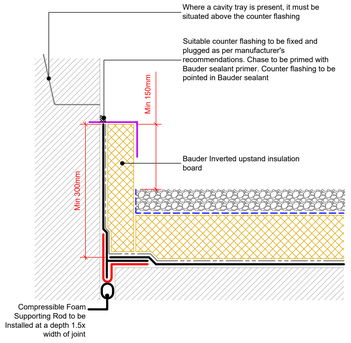

Expansion Joint - Insulated Upstand
(Drg.No: D0700-00I_004-001)

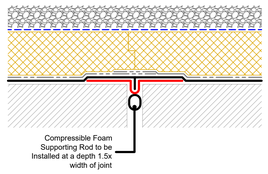

Expansion Joint
(Drg.No: D0700-00I_004-005)

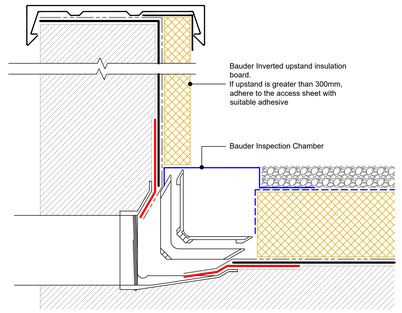

Insulated Upstand - Two-Way outlet (By others)
(Drg.No: D0700-00I_206-003)

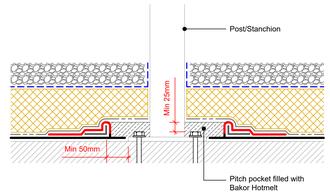

Pitch Pocket
(Drg.No: D0700-00I_007-004)

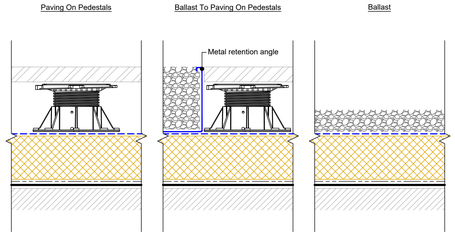

Build-Up Options

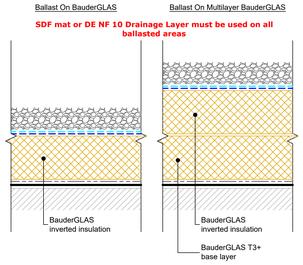

BauderGLAS Build-Up Options

Key

- Proprietary counter flashing
- Bauder SDF Mat Or DE NF 10 Drainage Layer
- Bauder WFRL
- Bauder Inverted Insulation
- EPDM By others
- Bauder AP1 Access Sheet
- Bauder Bakor Hotmelt Membrane Incorporating **Polyester** Reinforcement
- Bauder Bakor Hotmelt Membrane Incorporating **Neoprene** Reinforcement
- Bauder Capping Sheet / Protection Sheet (Mineral Finish)
- Bauder Underlayer
- Bauder Insulation
- Bauder Air And Vapour Control Layer
- Deck / Substrate
- Ballast

IMPORTANT NOTE:
This Drawing Shows Alternative Details. For The Correct Solution To Be Used, Refer To The Project Specific Specification.

IMPORTANT NOTES:
1. This detail is suitable for the following Bauder Systems: **Bauder Hotmelt.**
2. Do not scale to ascertain dimensions.
3. All dimensions are in Millimetres and are to be checked and verified on site prior to commencement of work.
4. This drawing is to be read in conjunction with the specification and associated drawings.
5. This detail is a guideline only, representing typical detailing conditions and illustrate the correct application of the above Bauder System. It may be necessary to modify this detail to suit specific project design constraints and conditions.
6. **Refer to the Bauder Specification for the deck type, product description and method of application. For clarity the method of attachment has not been shown.**
7. Provision should be made by the installer for mechanically fixing the top leading edge of all upstand details in excess of 250mm in height using appropriate fasteners.

BAUDER
making roofs secure.

UK OFFICE
Bauder Limited
70 Landseer Road, Ipswich, Suffolk IP3 0DH, England.
Tel: +44 (0)1473 257671
Email: technical@bauder.co.uk
bauder.co.uk

IRELAND OFFICE
Bauder Limited
5th Floor, Block D, Iveagh Court, Harcourt Road, Dublin 2. D02 VH94 Ireland.
Email: technical@bauder.ie
bauder.ie

HOT MELT TYPICAL DETAILS
(INSULATED UPSTANDS) Sheet 1 of 2

Scale:	Drawing Number	Rev:
1:5 @ A0	D0700-00I_200-001	G

Drawn By:	Checked By:	Approved By:	Date:
HI	JO	JM	09.10.26

© Copyright. This drawing is subject to copyright. No part of this document may be reproduced in any form, without the permission of BAUDER LTD.