

## Bauder Bitumen Vertical Outlet DN70

12.02.2026

<b>Product description</b>	<p>A thermally insulated cast polyurethane rainwater outlet with vertical spigot giving thermal continuity. The outlet comes with a pre-attached bituminous flange to ensure waterproofing integrity between the outlet and membranes. The BRE Certified (report no. HPR357-303748) high thermal value of the rigid foam body prevents condensation from forming on the underside of the outlet body.</p> <p>Outlet has a flow rate of 7.1 litres/sec based upon requirements of BS EN 12056:3:2000.</p>	
<b>Application fields</b>	<p>For use with Bauder bituminous waterproofing membranes when connecting to conventional gravity drainage systems. <a href="#">The DN70 can also be used as part of Bauder's blue roof system.</a> The product is designed to be used in warm, cold, and inverted roof scenarios. The spigot is designed to fit standard 75mm pipework (see pipework connectivity information below).</p> <p>Where a warm roof system is specified, a separate extension piece will need to be ordered to maintain thermal integrity. This is available with a spigot length that can range from 60mm to 220mm according to the insulation thickness specified. A separate 60mm thick extension unit housing can also be ordered to accommodate the extension piece to save having to cut insulation on site to suit.</p>	
<b>Article Number</b>	<p>70DN Vertical Outlet body for warm, cold, and inverted roofs GB60267070</p> <p>Extension Unit for warm roofs only GB60261120</p> <p>Extension Unit Housing for warm roofs only GB60266000</p> <p><a href="#">BauderBLUE SR-B flow restrictor</a> GB60267300</p> <p><a href="#">BauderBLUE ST-B flow restrictor (adjustable)</a> GB60267305</p> <p>Reinforcement plate for metal decks only GB60266250</p>	
<b>Website link</b>	<p><a href="https://www.bauder.co.uk/products/blue-roof-vertical-outlet-dn70">https://www.bauder.co.uk/products/blue-roof-vertical-outlet-dn70</a></p>	



Characteristic – Bitumen Vertical Outlet DN 70	Unit	Value
Length of outlet including spigot	mm	258
Length of outlet	mm	193
Length of spigot	mm	65
Width of outlet opening	mm	189
Width of spigot (external)	mm	75
Width of spigot opening	mm	70
Width of outlet body	mm	250
Width of outlet body and lugs	mm	340
Width of bituminous flange	mm	495
Length of bituminous flange	mm	495
Flange surface finish (bottom)	-	fleece
Flange surface finish (top)	-	bitumen with a polyethylene film
Weight	kg	2.5
Flow rate performance	litres/sec	7.1*

\*Flow rate performance data using a 35mm head of water (including leaf grille), based upon requirements of BS EN 12056:3:2000. Further flow rate performance data can be obtained within this document. For bespoke drainage calculation performance data, please contact Bauder Limited.

Characteristic – Bitumen Vertical Outlet Extension Unit	Unit	Value
Length of extension unit	mm	254 (can be used for insulation depths 60 to 220mm & 60 to 520mm**) **60 to 520mm special order
Width of extension unit opening	mm	189
Width of extension unit spigot (external)	mm	170
Width of extension unit spigot opening	mm	160
Width of extension unit body	mm	340
Width of bituminous flange	mm	495

# Technical data sheet

Length of bituminous flange	mm	495
Flange surface finish (bottom)	-	fleece
Flange surface finish (top)	-	bitumen with a polyethylene film
Weight	kg	2.3
Flow rate performance	litres/sec	7.1*

\*Flow rate performance data using a 35mm head of water (including leaf grille), based upon requirements of BS EN 12056:3:2000. Further flow rate performance data can be obtained within this document. For bespoke drainage calculation performance data, please contact Bauder Limited. The Outlet Extension Unit to be used in conjunction with the Bitumen Vertical Outlet for warm roof build-ups only.

Characteristic – Extension Unit Housing	Unit	Value
Length of extension unit housing	mm	500
Width of extension unit housing	mm	500
Depth extension unit housing	mm	60
Thermal Conductivity	W/mK	0.025
Weight	kg	1.84

The Extension Unit Housing can be purchased separately for use with the Bitumen Vertical Outlet Extension Unit.

## Storage guidance

Store under cover. The product should be stored dry, protected against weathering, and must not be exposed to temperatures exceeding 35°C. The products must not be exposed to a direct naked flame or other ignition sources, or to solvents or other chemicals. Ensure the product(s) are clear of buildings and any other storage areas. Where there are storage containers on site, these may be suitable for storing products. Outlet bituminous flanges that have become wet must be allowed to fully dry out naturally before use. The leaf grille will be supplied with the outlet itself. For warm roofs, an extension unit will be required and the leaf grille from the outlet will need to be removed, set aside, and placed into the extension unit once installed. Please see detail drawing below.

## Packaging material

The product will be delivered in a cardboard box which is readily recyclable.

## Handling/PPE

All persons using the product should be fully aware of the manual handling methods as roofing materials are heavy and can cause serious injury. When using the product, installers should be provided with, and wear, suitable personal protective equipment.

## Disposal guidance

Disposing of any waste material must be carried out in accordance with national regulations.

## Re-use options of product

Please refer to EPD stated below in Certification and environmental information.

## Further information/ documents

Current documents such as brochures, installation guides, etc. can be found by visiting [www.bauder.co.uk](http://www.bauder.co.uk)

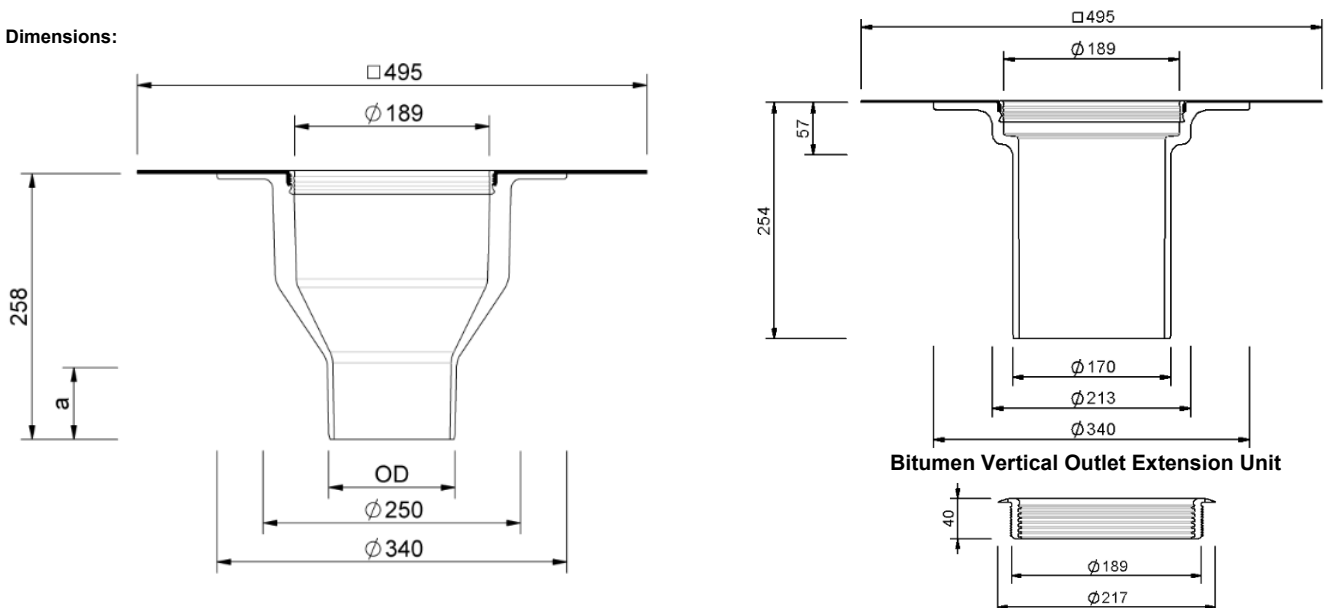
## Certification and environmental information

**ISO 9001:2015 Quality Management Certificate: 12 100/104 14752 TMS**

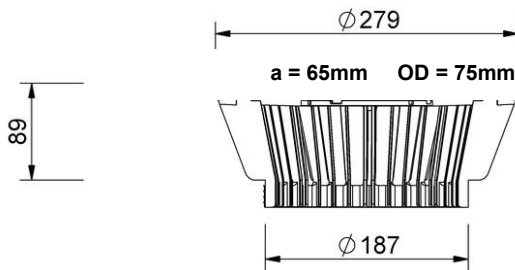
**ISO 14001:2015 Environmental Management Certificate: 12 100/104 14752 TMS**

**Environmental Product Declaration: EPD-Kiwa-EE-181397-EN**

## Dimensions:



# Technical data sheet



**Leaf grille**



**Extension Unit Housing**

Pre-formed to aid installation of the Compact Outlet Extension Unit

Dimensions 500 x 500 x 60mm

Thermal conductivity – Lambda value 0.025 W/mK

**Installation Guidance and data:** Please refer to the Bauder Installation Guide and project specification for guidance.

**Fixing:** The outlet is to be secured through the rim to the structural deck by a minimum of four fasteners appropriate to obtain an adequate attachment to the deck substrate material. Some deck structures require preparatory works before the outlets can be installed:

- **Concrete decks** – the opening for the outlet to be either pre-cast or core-drilled so that the outlet can be installed at the same time as the air and vapour control layer. Provision for a 250 mm dia. opening is required.
- **Profiled metal decks** – these also require a 250 mm dia. Opening cut into the decking, but in addition will require a 600 x 600 x 1.25 mm galvanised steel reinforcing plate secured to the deck before the outlet can be installed. This item has a pre-cut 250 mm dia. hole and is available from Bauder.

**Pipe connection:** Bauder Compact Vertical Outlets are suitable for connection to:

- uPVC "O" ring socketed soil grade pipe to BS 4514: 1983
- Socketed and socket-less cast-iron pipework to BS 416:1973 and EN 887. Socketed pipework will require cold caulking or PVC to cast iron adaptors. Socket-less pipework can be connection using an appropriate SML mechanical coupling.
- HDPE pipework with appropriate SML mechanical coupling

**Connectivity to below deck drainage pipework to be the responsibility of the plumbing contractor/drainage engineer.**

**Bitumen Vertical Outlet Material:** Cast polyurethane body with integral bituminous connection flange.

• **Product size/ reference:**

Bauder Bitumen Vertical Outlet DN 70, 7.1 litres/sec. flow rate, with vertical spigot designed to connect to standard 75mm pipework.

• **Flow rates:** (Based upon vertical pipework and a 35 mm head of water pressure – according to BS EN 12056:3:2000).

• **Type of grate/ fittings:** supplied with a polyamide dome leaf grille. To be set aside for warm roofs and placed into the extension unit upon completion.

• **Alternative:** Bauder Locking Leaf Guard Long Leg: Additional component where higher durability or security is required.

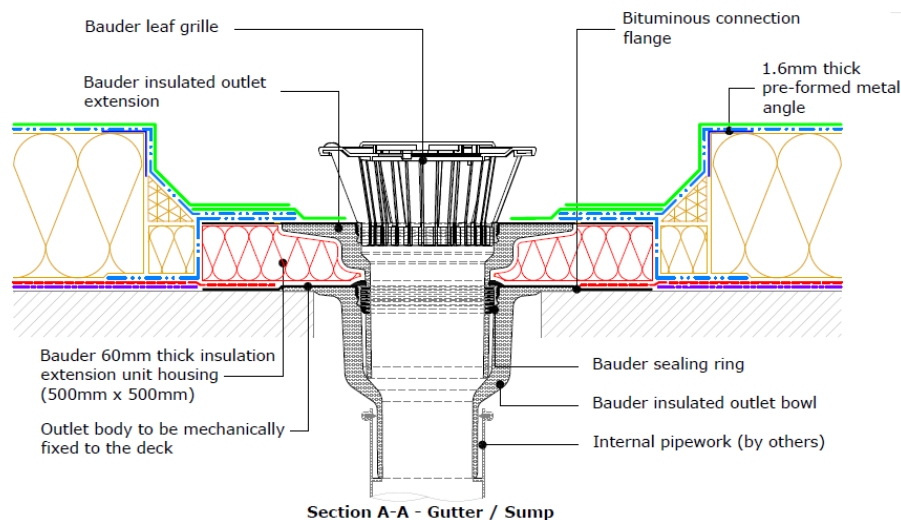
**Bauder Bitumen Vertical Extension Unit - Warm roofs only:** The Bauder Extension Unit is suitable for use with Insulation thicknesses between 60 and 220mm. This will be supplied with a webbed insertion flange which needs to fit tightly into the outlet bowl prior to the extension unit being pushed through, to create a watertight seal.

If the insulation is below 60mm in thickness, a timber frame must be built to accommodate the outlet.

**Extension Unit Housing** – Polyurethane housing board 500 x 500 x 60mm with pre-molded opening to receive the Bauder Bitumen Vertical Extension Unit. Thermal Conductivity 0.025 W/Mk. Compressive Strength 200 kPa and a Density of 50 kg/m<sup>3</sup>.

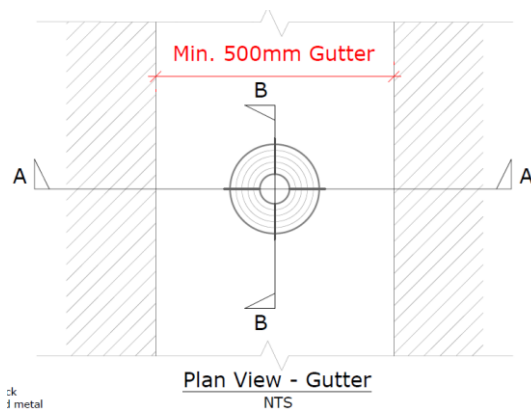
When the outlet is used as part of a warm roof build-up and the insulation thickness exceeds 60 mm, an additional piece of insulation must be used beneath the extension unit housing, please see alternative detail below.

**Warm Roof Details:**

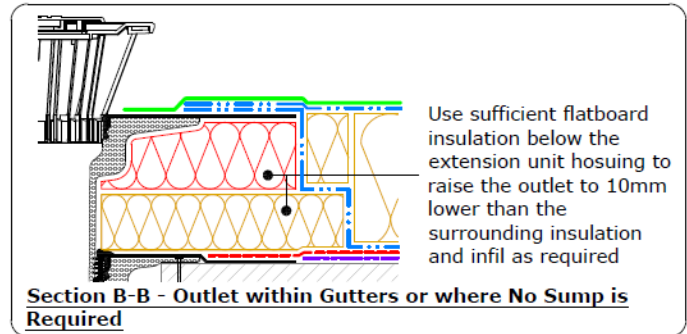


**Section A-A - Gutter / Sump**

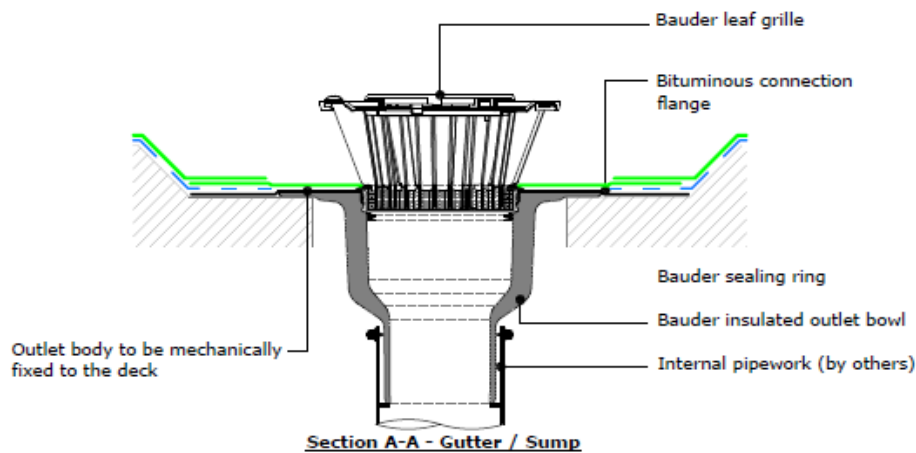
# Technical data sheet



## Alternative Detail



## Cold and Inverted roof detail:



## Drainage performance of the Bitumen Vertical Outlets:

The figures below are based upon the requirements of BS EN 12056: 3: 2000 and performances are given within 1/3 rainwater pipe capacity limits as required by BS EN 12056.

Flow rates are typically taken using a 35 mm head of water (including leaf grille), which for the Bitumen Vertical Outlets gives a flow rate performance of 7.1 litres/sec.

HEAD OF WATER (mm)													
Size	5	10	15	20	25	30	35	40	45	50	55	60	65
70	0.7	1.7	2.7	3.8	4.8	6.0	7.1	8.3	9.4	10.8	12.2	13.5	14.8

## When designing a rainwater scheme, the following considerations should apply:

Always make provision for an additional back-up outlet to ensure that the roof will continue to drain in the event of a blockage, even if a single outlet is deemed to have sufficient flow to drain the area concerned.

Allow a safety factor of 10% above the published maximum outlet capacity to take account of greater than designed storm intensities.

Check that all outlets are correctly installed before completion or handover.

Check that all pipe connections are secure and that the leaf grilles are fitted.

All rainwater outlets should be inspected twice yearly for blockages and to clean out the outlets and remove any debris or leaf litter as part of the routine maintenance schedule.

**Outlet can be used as an emergency overflow.** BS 12056 suggests the overflow is set 35mm higher than the outlet it is being used as an emergency overflow for.

**Overflows/tell-tale overflows:** An appropriate Engineer should consider the requirement for overflows on all roofs. A full capacity overflow should be provided when there is only one outlet on a given roof area.

**Safety Data Sheets are designed to provide the necessary information to recipients of substances and mixtures in the EU & UK. This product is classed as an article; therefore, this product does not have a requirement for a Safety Data Sheet.**