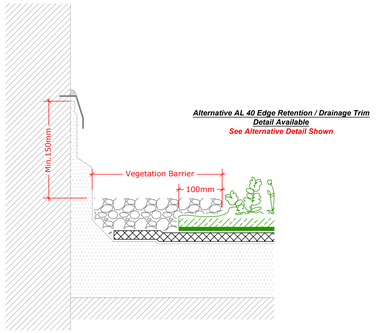

Alternative AL 40 Edge Retention / Drainage Trim Detail Available
See Alternative Detail Shown

Upstand
(Drg.No: D0901-00W_1-2Deg_201-Ext-XF301-SM_001)

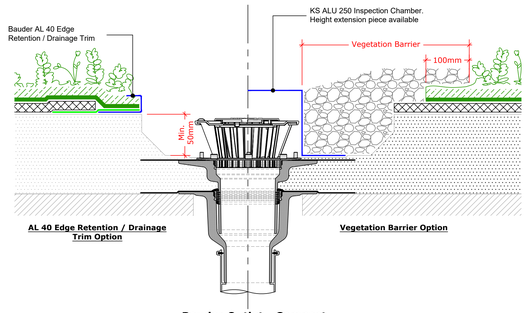

AL 40 Edge Retention / Drainage Trim Option

Vegetation Barrier Option

Bauder Outlet - Compact
(Drg.No: D0901-00W_1-2Deg_006-Ext-XF301-SM_001)

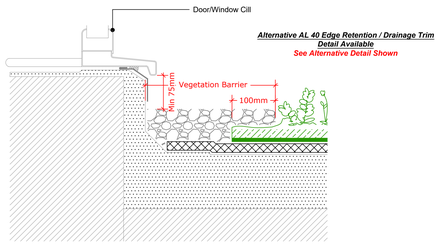

Alternative AL 40 Edge Retention / Drainage Trim Detail Available
See Alternative Detail Shown

Upstand to Raised Cill
(Drg.No: D0901-00W_1-2Deg_001-Ext-XF301-SM_003)

Alternative Details

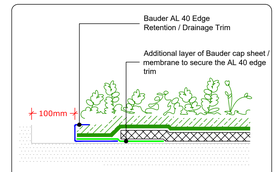

AL 40 Edge Retention / Drainage Trim Option To Upstands

This detail provides an alternative option where the vegetation barrier is undesirable.
AL 40 edge retention / drainage trim can be applied where the XF301 sedum blanket terminates.

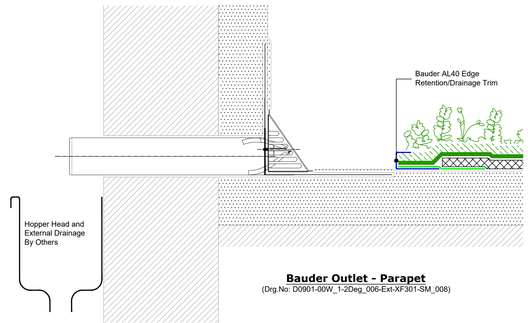

Bauder Outlet - Parapet
(Drg.No: D0901-00W_1-2Deg_006-Ext-XF301-SM_008)

Alternative AL 40 Edge Retention / Drainage Trim Detail Available
See Alternative Detail Shown

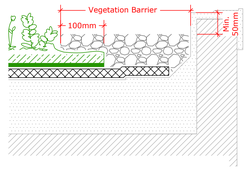

Perimeter Kerb
(Drg.No: D0901-00W_1-2Deg_002-Ext-XF301-SM_001)

Alternative Details

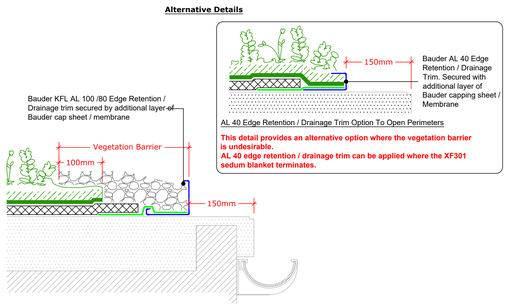

AL 40 Edge Retention / Drainage Trim Option To Open Perimeters

This detail provides an alternative option where the vegetation barrier is undesirable.
AL 40 edge retention / drainage trim can be applied where the XF301 sedum blanket terminates.

External Gutter
(Drg.No: D0901-00W_1-2Deg_006-Ext-XF301-SM_005)

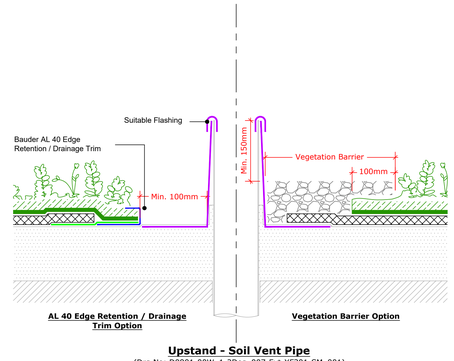

AL 40 Edge Retention / Drainage Trim Option

Vegetation Barrier Option

Upstand - Soil Vent Pipe
(Drg.No: D0901-00W_1-2Deg_007-Ext-XF301-SM_001)

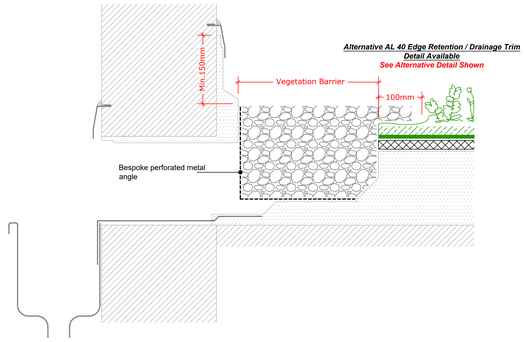

Alternative AL 40 Edge Retention / Drainage Trim Detail Available
See Alternative Detail Shown

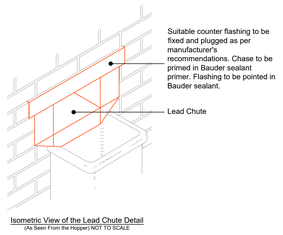

Isometric View of the Lead Chute Detail
(As Seen From the Hopper) NOT TO SCALE

Upstand - Lead Chute
(Drg.No: D0901-00W_1-2Deg_206-Ext-XF301-SM_002)

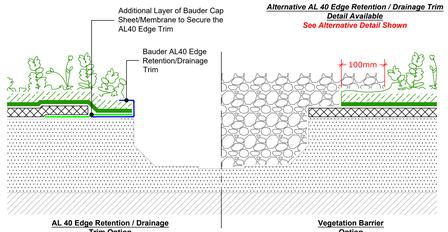

Alternative AL 40 Edge Retention / Drainage Trim Detail Available
See Alternative Detail Shown

AL 40 Edge Retention / Drainage Trim Option

Vegetation Barrier Option

Internal Gutter - Options
(Drg.No: D0901-00W_1-2Deg_006-Ext-XF301-SM_003)

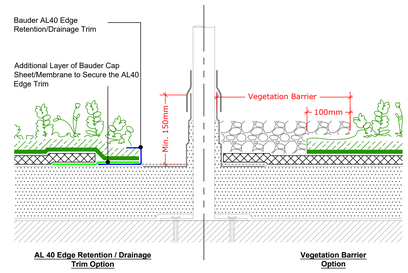

AL 40 Edge Retention / Drainage Trim Option

Vegetation Barrier Option

Handrail
(Drg.No: D0901-00W_1-2Deg_009-Ext-FX301-SM_002)

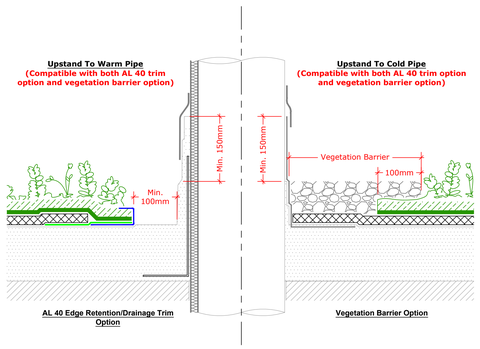

AL 40 Edge Retention/Drainage Trim Option

Vegetation Barrier Option

Upstand to Hot Flue Or Cold Pipe
(Drg.No: D0901-00W_1-2Deg_007-Ext-XF301-SM_002)

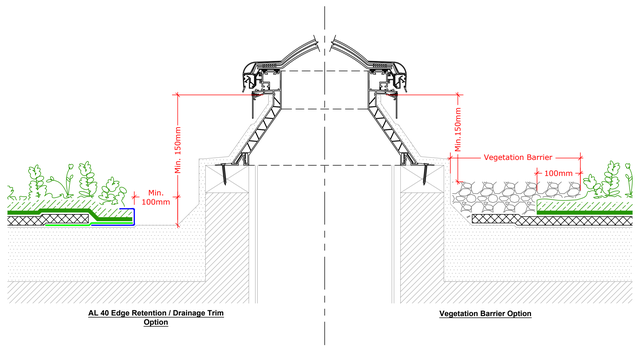

AL 40 Edge Retention / Drainage Trim Option

Vegetation Barrier Option

Upstand to Bauder Rooflight - Euroglaze
(Drg.No: D0901-00W_1-2Deg_008-Ext-XF301-SM_001)

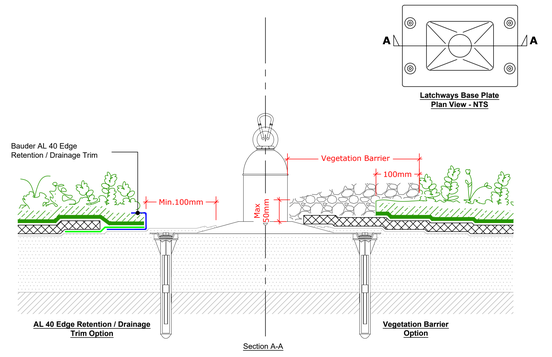

Latchways Base Plate
Plan View - NTS

AL 40 Edge Retention / Drainage Trim Option

Vegetation Barrier Option

Section A-A

Latchways Constant Force Post
(Drg.No: D0901-00W_1-2Deg_009-Ext-XF301-SM_001)

Key

- Bauder XF301-SB Sedum Blanket 28mm
- BauderGREEN SDF L
- Proprietary counter flashing
- Additional Bauder Capping Sheet / Membrane To Secure The Metal Trim (Refer To Specification For Correct Option)
- Bauder Waterproofing System. (Refer To Specific Bauder Waterproofing Details Drawings)
- Deck / Substrate
- Vegetation Barrier - **Minimum depth 75mm & 500mm wide for most details, as per GRO Code. Refer to GRO Code if required.**
- Bauder AL 40 Edge Retention / Drainage Trim

IMPORTANT NOTE:
This Drawing Shows Alternative Details. For The Correct Solution To Be Used, Refer To The Project Specific Specification.

IMPORTANT NOTES:
1. This detail is suitable for the following Bauder Systems: **Bauder Total Green Roof System, Bauderflex Green, Thermofol and Thermoplan.**
2. Do not scale to ascertain dimensions.
3. All dimensions are in Millimetres and are to be checked and verified on site prior to commencement of work.
4. This drawing is to be read in conjunction with the specification and associated drawings.
5. This detail is a guideline only, representing typical detailing conditions and illustrate the typical arrangement of the Bauder System components. It may be necessary to modify this detail to suit specific project design constraints and conditions.
6. **Refer to the Bauder Specification for the deck type, product description and method of application. For clarity the method of attachment has not been shown.**
7. Provision should be made by the installer for mechanically fixing the top leading edge of all upstand details in excess of 250mm in height using appropriate fasteners.

BAUDER
making roofs secure.

UK OFFICE
Bauder Limited
70 Lindsaer Road, Ipswich,
Suffolk IP3 0DH, England.
Tel: +44 (0)1473 257671
Email: technical@bauder.co.uk
bauder.co.uk

IRELAND OFFICE
Bauder Limited
5th Floor, Block D, Iveagh Court,
Harcourt Road, Dublin 2. D02 VH94
Ireland.
Email: technical@bauder.ie
bauder.ie

Extensive Green Roof System
XF301 Sedum Blanket 1°-2° Slope

Scale	Drawing Number	Rev.
1:5 @ A0	D0901-00W_1-2Deg_200-Ext-XF301-SM_001	B

Drawn By:	Checked By:	Approved By:	Date:
ASH	JO	DS	30/09/2026

© Copyright. This drawing is subject to copyright. No part of this document may be reproduced in any form, without the permission of BAUDER LTD.